

PUBLIC SPEAKING

Ombretta Pediconi

Teramo, 29 June 2017




We are communicating.....

What is communication?

Why do we communicate?


What is the quality of communication?

Are we able to communicate effectively?



We are communicating.....

What is communication?




We are communicating.....



Why do we communicate?


We are social



We are communicating.....


What is the quality of communication?

Obstacles? Noises?




We are communicating....verbal

Speaking




Listening



We are communicating....non verbal

Non verbal communication forms


- ❖ Appearance
- ❖ Eye contact
- ❖ Facial expressions
- ❖ Territoriality
- ❖ Posture
- ❖ Environment
- ❖ Time



We are communicating....paraverbal

Para-verbal signals (voice)

- ❖ Tone
- ❖ Emphasis
- ❖ Level
- ❖ Pitch
- ❖ Speed




Delivering presentations



Before

- Check your space (lighting, seating, video, audio, pointer, board)



Delivering presentations



At the beginning

- Present yourself
- Introduce the training session
- Break the ice
- You are communicating ... through words, gestures and non verbal cues




Delivering presentations



In the middle

- Constantly keep your audience interest
- Read participants reactions
- Get them involved




Closing presentations

A small, grey icon of a lightbulb with three small circles above it, symbolizing an idea or a key point.

At the end

- Final discussion
- Summing up



Thank you!

